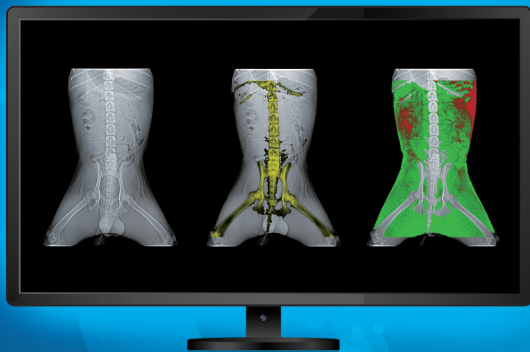


The world's first innovative DXA solution combined with DR X-ray for veterinarians

DR. DXA VET

Combination of DXA & DR X-ray system




DXA



DR X-ray





DR. DXA VET

provides veterinarians with the best DR X-Ray and DXA systems

Osteosys, a leading manufacturer of bone density and body composition analysis products based on DXA technology, has come up with the idea of a new product, DR. DXA VET, based on the know-how of DXA technology that has been accumulated in the clinical field for more than 20 years.


Software Technical Specification

BMD (Bone Mineral Density) & Body Composition Parameters

BMC (Bone Mineral Contents), BMD (Bone Mineral Density), FAT, FAT Ratio, LEAN, Total Mass, Bone Area, Tissue Area

2D Images

X-ray Attenuation Image, Bone Image, Body Composition Image



Imaging Tools

Zoom, Histogram WW/WL, Flip, Rotate Inverse, Fit Image, Sign, Text labels, Angle, Distance, and ETC.

Imaging Processing

Image setting parameters (Enhance, Level, Bright, contrast, and ETC.)

OsteoSys